



**District Report Card: 2017**


<b>State:</b> Puducherry	<b>District:</b> Karaikal
<b>Class:</b> 8	<b>Subject:</b> Mathematics
<b>Schools:</b> 22	<b>Students:</b> 460


**Participation/Coverage**


**Students**

<b>GENDER</b> 	Boys		Girls	
	Number	%	Number	%
	250	54.35	210	45.65

<b>AREA</b> 	Rural		Urban	
	Number	%	Number	%
	369	80.22	91	19.78

<b>CATEGORY</b> 	SC		ST		OBC		GEN	
	Number	%	Number	%	Number	%	Number	%
	166	36.09	1	0.22	276	60.00	17	3.70

<b>CWSN</b> 	LD	VI	HI	S&LD	ID	Oth
	0	0	0	0	0	0

<b>Management</b> 	Government		Government-aided	
	Number	%	Number	%
	444	96.52	16	3.48

**Average Performance of Students in Mathematics (%)**

Overall	Gender		Area		Management		Social Group			
	Male	Female	Rural	Urban	Govt.	Aided	SC	ST	OBC	GEN
31.19	30.29	32.25	31.76	28.86	31.34	27.08	30.76	40.00	31.33	32.55

## Performance on Learning Outcomes (LOs)

Learning Outcomes	Description	Average Performance(%)
M601	Solves problems involving large numbers by applying appropriate operations	29.31
M606	Solves problems on daily life situations involving addition and subtraction of fractions / decimals	24.57
M620	Finds out the perimeter and area of rectangular objects in the surroundings like floor of the class room, surfaces of a chalk box etc.	27.89
M621	Arranges given/collected information in the form of table, pictograph and bar graph and interprets them	24.57
M702	Interprets the division and multiplication of fractions	37.17
M705	Solves problems related to daily life situations involving rational numbers	31.52
M706	Uses exponential form of numbers to simplify problems involving multiplication and division of large numbers	14.47
M707	Adds/subtracts algebraic expressions	29.78
M710	Solves problems related to conversion of percentage to fraction and decimal and vice versa	21.49
M717	Finds out approximate area of closed shapes by using unit square grid/graph sheet	31.47
M719	Finds various representative values for simple data from her/his daily life contexts like mean, median and mode	41.04
M721	Interprets data using bar graph	32.02
M801	Generalizes properties of addition, subtraction, multiplication and division of rational numbers through patterns	19.30
M802	Finds rational numbers between two given rational numbers	35.53
M803	Proves divisibility rules of 2, 3, 4, 5, 6, 9 and 11	36.64
M804	Finds squares, cubes, square roots and cube roots of numbers using different methods	28.07
M808	Uses various algebraic identities in solving problems of daily life	45.18
M812	Verifies properties of parallelogram and establishes the relationship between them through reasoning	29.62
M818	Finds surface area and volume of cuboidal and cylindrical object	32.02
M819	Draws and interprets bar charts and pie charts	34.13

Range of Performance of Students who Answered Correctly							
Below 30%		30% - 50%		50% - 75%		Above 75%	
Number	%	Number	%	Number	%	Number	%
231	50.22	195	42.39	26	5.65	8	1.74

## Lowest Performing Learning Outcomes (LOs)

- 1 - Uses exponential form of numbers to simplify problems involving multiplication and division of large numbers (14.47)
- 2 - Generalizes properties of addition, subtraction, multiplication and division of rational numbers through patterns (19.30)
- 3 - Solves problems related to conversion of percentage to fraction and decimal and vice versa (21.49)

- 4 - Solves problems on daily life situations involving addition and subtraction of fractions / decimals (24.57)
- 5 - Arranges given/collected information in the form of table, pictograph and bar graph and interprets them (24.57)